Steve Hambleton replies

I can add this with a little manipulation.

I have opened the file in a spreadsheet view and deleted the header row, then I selected columns A – F

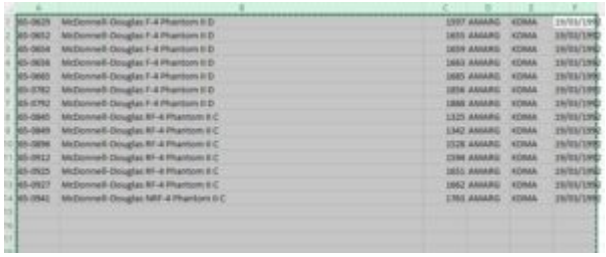

Then go to the database and open 'Import Loggings'

Select columns – 'Registration' through to 'When' and paste in your records.

Close the 'Import Loggings' form. Now, as these are old frames, I open 'Match Historic'

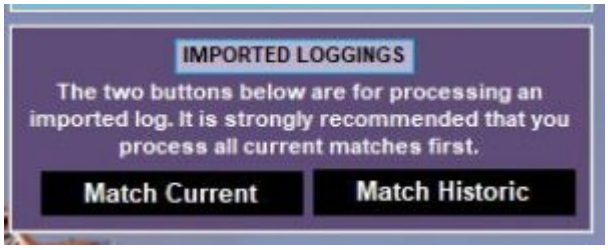

Now you can select the historic records which match your loggings. When you happy that you have a match, the click the 'Log' button to accept it into your log.



In this example there are several that do not have AMARG as an option. In these cases click the ‘My Op’ button to log the record with the operator name in your CSV file

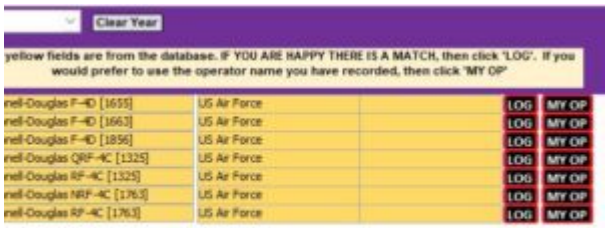

Close the ‘Match Historic’ form and open the ‘My Full Log’ form

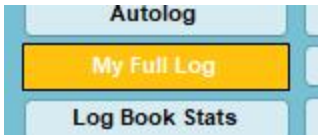

You will see that all your records have been added to your logbook.

It is possible to add directly to the LogLLP table in C:DataAir\MyLogs\privatelogs.mdb but there are some mandatory columns you need to be aware of.

I’m sure you can do this with SQL, and if you need any help to get you going then please don’t hesitate to ask.

I hope this helps somewhat

Steve [26-11-21]